


# TERM END EXAMINATIONS - DECEMBER 2017

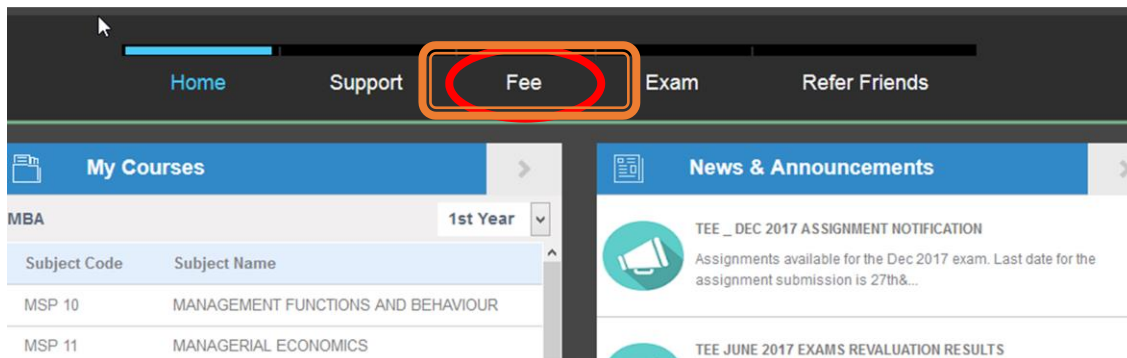
## Guidelines for Fee Payment

### Steps:

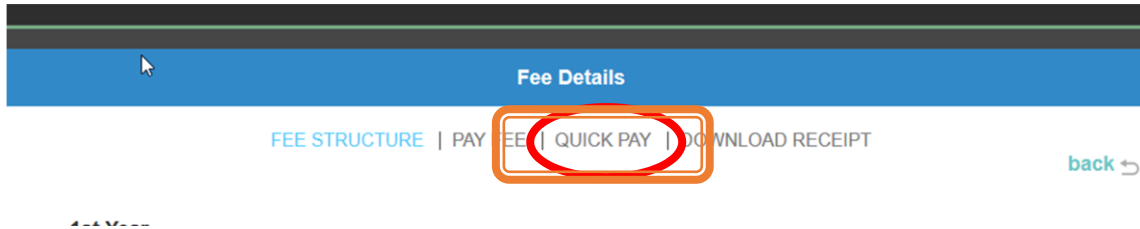
1. Go to ANU Student Portal (<http://portal.anuonline.ac.in/>)



2. Login into the portal using your registered credentials.
3. Click on the FEE Tab in the portal



4. Click on Quick Pay



5. Click on Exam Tab

A screenshot of the "Fee Details" form. The form has a title "Fee Details" in a small box at the top left. Below the title, there are two radio buttons: "Miscellaneous" and "Exam". The "Exam" radio button is selected and highlighted with a red double-line border. Below the radio buttons, there are two input fields: "Amount" and "Remark". Below these fields, there is a "Note" section with text: "Note : Please mention your Subject Codes here and refer to notification mail regarding Fee due date. It shall solely be the student's responsibility to make the payment of requisite fees well in advance of the Due Date so that payment gateway has sufficient time to process the Payment Instruction(s) and make the funds available to the relevant University Accounts office by the Payment Date. If the Payment Date happens to be after the Due Date, the same is liable to be not accepted." Below the note is a checkbox labeled "I agree". Below the form, there is a "Payment Information" section with a tab labeled "Online" and a "Pay Now" button.

6. Enter the Fees Amount to be paid in the Amount Column

A screenshot of the "Fee Details" form, similar to the previous one. The "Exam" radio button is selected. The "Amount" input field now contains the number "5000" and is highlighted with a red double-line border. The "Remark" input field is empty. The "Note" and "I agree" checkbox are also visible.

7. Enter the Exam Fees Paid – Jan 2017 Batch in the Remarks Tab

## Fee Details

Fee :  Miscellaneous  Exam

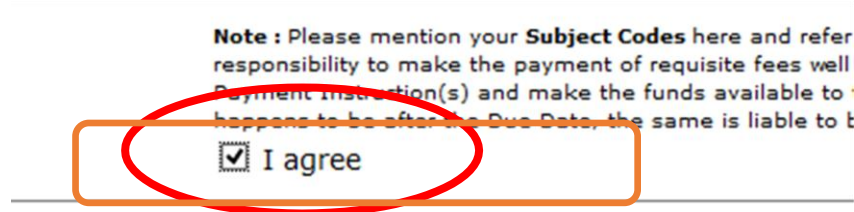
Amount :

Remark :

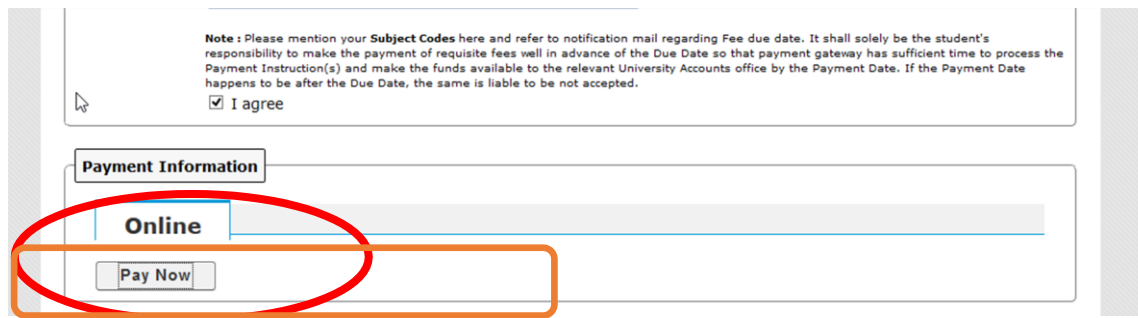
**Note :** Please mention your **Subject Codes** here and refer to notification mail regarding Fee due date. It is the responsibility to make the payment of requisite fees well in advance of the Due Date so that payment Payment Instruction(s) and make the funds available to the relevant University Accounts office by the happens to be after the Due Date, the same is liable to be not accepted.

I agree

8. Then click on I agree



9. Click on Pay Now to make the payment and you shall be diverted to the secured payment gateway



11. This will take you to the payment gateway. Pay the fee using your desired choice.

**Payment Mode**

- Saved Cards
- Credit Card**
- Debit Card
- Debit Card with ATM PIN
- Net Banking

Credit Card Number\*

Name on Card\*

Card Expiry\* 01 2016

CVV / CVV2\*

Bank Name\*

Transaction Charge: INR 15.00

Service Tax: INR 2.26

Total Transaction Amount: INR 1517.26